




CRAFTSMANSHIP PAYS

Show off the detail work on your projects & generate more referrals.



HEALTH STARTS AT HOME

Gold Indoor Air Quality Rating w/ 30yr warranty* against rot, insects & mold. Available in FSC certified material.



BUILD AMERICA

Manufactured in the U.S.A. Learn about Build America at WindsorONE.com/2524

LOOKING FOR ◇ TRADITIONAL OR ◆ PROTECTED?

*See opp. pg. for dimensions list & info on +PROTECTED boards.

	TONGUE & GROOVE
	S1S2E
	S4SSE

TRADITIONAL SPECIALTY BOARDS

◇ BEADED CASING & SHIPLAP

	WOC007	3/4" x 3 1/2"
	WOC008	3/4" x 4 1/4"
	WOC009	3/4" x 5 1/4"
	WOC010	3/4" x 3 1/2"
	WORS	3/4" x 5 1/2"

TRADITIONAL MOLDINGS

◇ CAPS

	WOHC001	1 5/16" x 2 1/4"
	WOWC002	1 1/8" x 3"
	WOWC003	1 3/8" x 1 3/4"
	WOWC006	1 5/8" x 2 3/8"

◇ STOOLS

	WOWS001	1 1/16" x 4 1/2"
	WOWS002	1 1/16" x 4 1/4"

◇ BASES

	WOBM001	1 3/16" x 7 1/4"
	WOBM002	3/4" x 5 1/2"
	WOBM003	3/4" x 7 1/4"
	WOBM004	3/4" x 7 1/4"
	WOPB001	1 3/8" x 8"

◇ CASINGS

	WOC001	3/4" x 5 1/2"
	WOC003	3/4" x 4 1/4"
	WOC005	1 3/16" x 4 3/8"
	WOC007	3/4" x 3 1/2"

◇ CROWNS

	WOCM001	3/4" x 3 9/16"
	WOCM004	1 1/16" x 4"
	WOCM005	3/4" x 4 9/16"
	WOCM006	3/4" x 4 1/16"

◇ APRONS

	WOC004	3/4" x 3 9/16"
	WOC006	3/4" x 3 9/16"
	WOC007	3/4" x 3 1/2"

◇ SPECIALTY

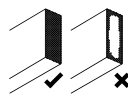
	WOCH001	1 5/8" x 2 1/4"
	WOCM002	3/4" x 4 5/16"
	WOCM003	1 5/8" x 4"

◇ DETAIL

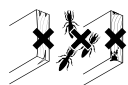
	WOSP001	7/8" x 1 1/4"
	WOPM004	3/4" x 1 3/4"
	WOST001	7/16" x 1 1/16"
	WOST004	1/2" x 1 7/8"
	WOCV001	3/4" x 7/8"
	WOBS001	1/2" x 3/4"
	WOBB001	7/8" x 1 3/4"
	WOBB002	3/4" x 3/4"



PROTECTED



1 PROTECTS TO CORE; FULL PENETRATION
Because unlike the other guys, we're assuming you'll actually want to cut the material at some point.



2 PROTECTED AGAINST ROT, INSECTS & MOLD Does *not* protect against your mother-in-law, hangovers, airport security, etc.



3 GOLD INDOOR AIR QUALITY RATING & LOW VOC's Because why wear a respirator in your house? That is so 1980's.



4 WEATHER RESISTANT SYSTEM Water is for drinking, not trim boards.



5 MINIMIZES THE NATURAL TENDENCY TO DISTORT Unlike the explanation your 16 year old told you about how the family car ended up in the pond out on Route 1.



6 NO KNOTS; YOUR BOARDS ARE ALWAYS CLEAR
Imagine that, you can actually use every foot you pay for.



7 PROTECTION NOT DIMINISHED BY SHAPING, PLANING, FASTENING OR MOLDING (i.e. not diminished by *actual use*).



8 THE CUT SURFACES ONLY NEED PRIMING
No need to also apply special protection (we took care of that for you).



9 BACKED BY A 30-YEAR LIMITED WARRANTY
The "limitation" is you have to install it correctly (for one example see #8 again).



10 BUILD AMERICA: MANUFACTURED IN THE U.S.A. Because everything else you bought was made in China.

INSTALLATION REMINDERS*:



PRIME ALL CUTS!



MOISTURE CONTROL¹: Acclimate to the environment. For interior trim, store inside the structure until the products reach approx 8% moisture content. For exterior trim, store in locations such as a garage that is not heated & is well ventilated until about 14% moisture content. Do not install exterior trim boards with a moisture content over 18%. ¹see www.windsorone.com/moisturecontrol



KEEP MATERIAL COVERED: Store on stringers, and out of weather.



INSTALL 6" ABOVE GRADE: Trim should be installed always at least 6" from ground.



INSTALL 2" ABOVE ROOF: 2" breaks are crucial on the roof and flat surfaces (porches, decks, etc).



1/4" FROM FLASHING: Flashing is imperative; and always maintain a 1/4" gap for a capillary break.



W1+PROTECTED & THE 30yr WARRANTY* AGAINST ROT, INSECTS & MOLD:

◆ = +PROTECTED, ◇◆ = Available in +PROTECTED or Traditional

◆ PROTECTED S1S2E

Reversible rough sawn on 1 side, smooth on others w/ eased edges.

nominal sizes | 16' 20'

1x2	• •
1x3	• •
1x4	• •
1x6	• •
1x8	• •
1x10	• •
1x12	• •
5/4 x3	• •
5/4 x4	• •
5/4 x6	• •
5/4 x8	• •
5/4 x10	• •
5/4 x12	• •
8/4 x2	• •
8/4 x4	• •
8/4 x6	• •
8/4 x8	• •
8/4 x10	• •
8/4 x12	• •

◆◆ PROTECTED S4SSE

Smooth surface 4 sides

nominal sizes | 16'

1x2	•
1x3	•
1x4	•
1x5	•
1x6	•
1x8	•
1x10	•
1x12	•
5/4 x3	•
5/4 x4	•
5/4 x5	•
5/4 x6	•
5/4 x8	•
5/4 x10	•
5/4 x12	•

◆◆ PROTECTED TONGUE & GROOVE

SPBC4	5/8" x 3 1/16"
SPBC6	2 3/32" x 5 1/2"
SPBC8	2 3/32" x 7 1/4"
WOBC6	3/4" x 5 3/8"
WOTG	2 3/32" x 5 1/2"



NEED ANY SAMPLES?

Trim Boards? Specialty Boards? Moldings? Need a shirt? Kurt will hook you up with whatever you need.

HAVE ANY QUESTIONS?

Installation advice? Product specs? Dealer locations?

CALL KURT: 888.229.7900

*SEE FULL INSTALLATION INSTRUCTIONS. WindsorONE+ should be stored, installed, handled & maintained correctly for the best performance.

For complete installation guidelines & the WindsorONE+ protected warranty, visit www.WindsorONE.com or call 888.229.7900.

©2013 WindsorONE

CLASSICAL COLONIAL

GREEK REVIVAL

CLASSICAL CRAFTSMAN

COLONIAL REVIVAL



HISTORICALLY ACCURATE MOLDINGS

PROFILES DESIGNED BY BRENT HULL:

Brent Hull, a graduate of the prestigious North Bennett Street School and historic millwork expert, designed the WindsorONE Molding collections. Brent created four historically inspired collections: Classic Colonial, Greek Revival, Classical Crafts-

man and Colonial Revival. Each collection includes all the components to design a architecturally proportionate room, eliminating guesswork. Go with a complete collection or mix and match to create your own signature look.



WindsorONE *The WindsorONE Classic American Molding Collection, www.WindsorONE.com
Learn more about Brent Hull at www.BrentHullCompanies.com*



SPECIALTY BOARDS

WAINSCOTING SIDE BY SIDE









other applications for specialty boards

BEADED CEILINGS
PORCH LIDS
WALL SKINNING
SOFFITS
& MORE







available in traditional & protected

PROTECTED SPECIALTY BOARDS

30yr WARRANTY *on
+PROTECTED boards

	SPBC4	$\frac{5}{8}" \times 3\frac{5}{16}"$
	SPBC6	$\frac{23}{32}" \times 5\frac{1}{2}"$
	SPBC8	$\frac{23}{32}" \times 7\frac{1}{4}"$
	WORS	$\frac{3}{4}" \times 5\frac{1}{2}"$
	WOBC6	$\frac{3}{4}" \times 5\frac{3}{8}"$
	WOTG	$\frac{23}{32}" \times 5\frac{1}{2}"$
	230	$1\frac{1}{16}" \times 7\frac{1}{2}"$
	plantation	$\frac{3}{4}" \times 5\frac{1}{2}"$

TRADITIONAL SPECIALTY BOARDS

	SPBC4	$\frac{5}{8}" \times 3\frac{5}{16}"$
	SPBC6	$\frac{23}{32}" \times 5\frac{1}{2}"$
	SPBC8	$\frac{23}{32}" \times 7\frac{1}{4}"$
	WORS	$\frac{3}{4}" \times 5\frac{1}{2}"$
	WOTG	$\frac{23}{32}" \times 5\frac{1}{2}"$
	WOBC6	$\frac{3}{4}" \times 5\frac{3}{8}"$

*Visit WindsorONE.com for more information on specialty boards & the warranty on +Protected boards.



SPBC4



SPBC6



SPBC8



WOBC6



WOTG



230



WORS
(smooth side out)



plantation 1x6
(rough side out)

◆ PROTECTED TRIM BOARDS

◆ S1S2E

(w = west coast product)

reversible rough sawn on one side,
smooth on others with eased edges

nominal sizes | 16' 20'

1x2	w	w
1x3	w	w
1x4	w	w
1x6	w	w
1x8	w	w
1x10	w	w
1x12	w	w
5/4 x3	w	w
5/4 x4	w	w
5/4 x6	w	w
5/4 x8	w	w
5/4 x10	w	w
5/4 x12	w	w
8/4 x2	w	w
8/4 x4	w	w
8/4 x6	w	w
8/4 x8	w	w
8/4 x10	w	w
8/4 x12	w	w

◆ S4SSE

smooth surface four sides

nominal sizes | 12' 16' 20'

1x2	e	.
1x3	e	.
1x4	e	.
1x5	e	.
1x6	e	.
1x8	e	.
1x10	e	.
1x12	e	.
5/4 x3	.	.
5/4 x4	e	.
5/4 x5	e	.
5/4 x6	e	.
5/4 x8	e	.
5/4 x10	e	.
5/4 x12	e	.

◆ PROTECTED SPECIALTY BOARDS

◆ TONGUE & GROOVE & SHIPLAP

SPBC4	5/8" x 3 3/16"
SPBC6	2 3/32" x 5 1/2"
SPBC8	2 3/32" x 7 1/4"
WOBC6	3/4" x 5 3/8"
WOTG	2 3/32" x 5 3/8"
WORS	3/4" x 5 1/2"
230	3/4" x 7 1/2"
plantation	3/4" x 5 1/2"

◆ PROTECTED EXT. MOLDINGS

(w = west coast product)

W1-618	1 3/16" x 1 1/2"
W1-381K	1 1/4" x 2"
W1-381	1 1/4" x 2"
W1-516	1 1/16" x 1 5/8"
W1-640	1 3/8" x 7/4"
W1-630	1 7/16" x 2 1/8"
W1-634	1 7/16" x 3 1/4"

◆ TRADITIONAL TRIM BOARDS

◆ S4SSE

smooth surface four sides

nominal sizes | 12' 16' 20'

1x2	e	.
1x3	e	.
1x4	e	.
1x5	e	.
1x6	e	.
1x8	e	.
1x10	e	.
1x12	e	.
5/4 x3	.	.
5/4 x4	e	.
5/4 x5	e	.
5/4 x6	e	.
5/4 x8	e	.
5/4 x10	e	.
5/4 x12	e	.

◆ TRADITIONAL SPECIALTY BOARDS

◆ TONGUE & GROOVE & SHIPLAP

SPBC4	5/8" x 3 3/16"
SPBC6	2 3/32" x 5 1/2"
SPBC8	2 3/32" x 7 1/4"
WOBC6	3/4" x 5 3/8"
WOTG	2 3/32" x 5 1/2"
WORS	3/4" x 5 1/2"

◆ BEADED CASING

WOC007	3/4" x 3 1/2"
WOC008	3/4" x 4 1/4"
WOC009	3/4" x 5 1/4"
WOC010	3/4" x 3 1/2"

◆ TRADITIONAL MOLDINGS

◆ CAPS

WOHC001	1 5/16" x 2 1/4"
WOWC002	1 1/8" x 3"
WOWC003	1 3/8" x 1 3/4"
WOWC006	1 5/8" x 2 3/8"

◆ DETAIL

WOSP001	7/8" x 1 1/4"
WOPM004	3/4" x 1 3/4"
WOST001	7/16" x 1 1/16"
WOST004	1/2" x 1 7/8"
WOCV001	3/4" x 7/8"
WOBS001	1/2" x 3/4"
WOBB001	7/8" x 1 3/4"
WOBB002	3/4" x 3/4"

◆ BASES

WOBM001	1 3/16" x 7 1/4"
WOBM002	3/4" x 5 1/2"
WOBM003	3/4" x 7 1/4"
WOBM004	3/4" x 7 1/4"
WOPB001	1 3/8" x 8"

◆ TRADITIONAL MOLDINGS

◆ CROWNS

WOCM001	3/4" x 3 3/16"
WOCM004	1 1/16" x 4"
WOCM005	3/4" x 4 3/16"
WOCM006	3/4" x 4 3/16"

◆ APRONS

WOC004	3/4" x 3 3/16"
WOC006	3/4" x 3 3/16"
WOC007	3/4" x 3 1/2"

◆ STOOLS

WOWS001	1 1/16" x 4 1/2"
WOWS002	1 1/16" x 4 1/4"

◆ CASINGS

WOC001	3/4" x 5 1/2"
WOC003	3/4" x 4 1/4"
WOC005	1 3/16" x 4 3/8"
WOC007	3/4" x 3 1/2"

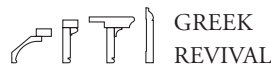
◆ SPECIALTY

WOCH001	1 5/8" x 2 1/4"
WOCM002	3/4" x 4 5/16"
WOCM003	1 5/8" x 4"

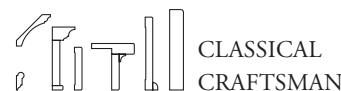
◆ COLLECTIONS & BUILDUPS



CLASSICAL
COLONIAL



GREEK
REVIVAL



CLASSICAL
CRAFTSMAN



COLONIAL
REVIVAL

*WARRANTY BASED ON PROPER INSTALLATION

see www.WindsorONE.com/install
for more information & FULL
installation instructions.

NEED ANY SAMPLES?

Trim Boards? Specialty Boards?
Moldings? Need a shirt? Call
Kurt, he'll hook you up with
whatever you need.

HAVE ANY QUESTIONS?

Looking for installation advice?
Product specs? Dealer locations?

CALL KURT:
888.229.7900



Key: ◆ - PROTECTED w/ 30yr warranty* ◇ - Traditional e - available on East Coast e - available on West Coast

WindsorONE+ manufactured by Windsor Surry Company, an affiliate of Windsor Mill | Manufactured in the U.S.A. ©2013 WindsorONE